CodeMark CERTIFIED

TECHNICAL DRAWINGS

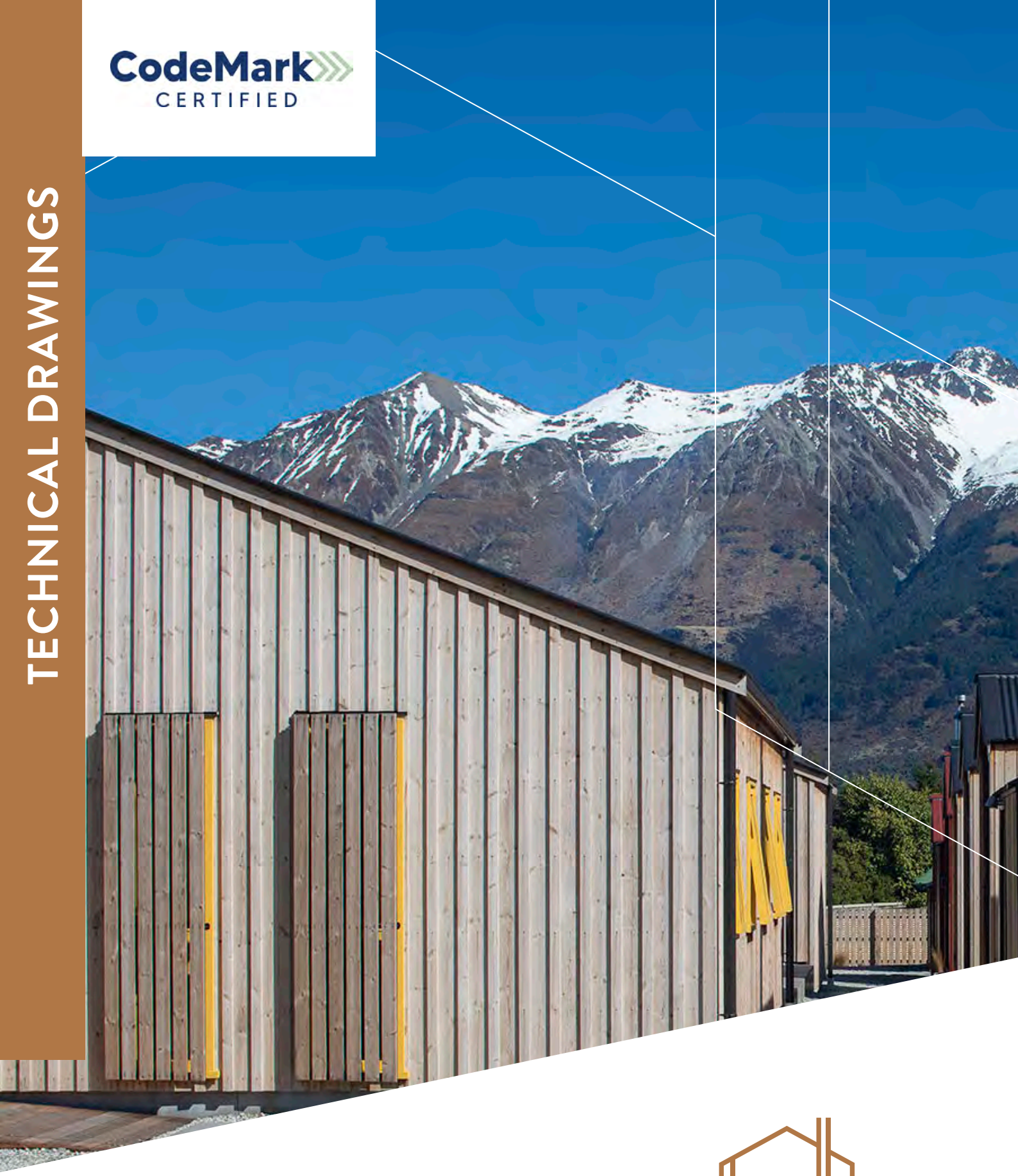

JSC Board & Batten

Board and Batten Weatherboard Cladding

45mm Cavity on Flexible Underlay

Version 1.4 | 11/02/2026

JSC

PREMIUM ARCHITECTURAL & BUILDING SOLUTIONS

Index

CodeMark
CMNZ30083

Cavity Setout Guide Fixed Horizontally

JVB-F45-SEC01	Sectional Detail – Plan View
JVB-F45-SEC02	Sectional Detail – Cross Section View
JVB-F45-01	Bottom Plate Detail
JVB-F45-01A	Bottom Plate on Timber Detail
JVB-F45-02	Top Plate Soffit Detail
JVB-F45-03	Raking Soffit Detail
JVB-F45-04	Bottom Plate Soffit Detail
JVB-F45-05	Inter Storey Junction Detail
JVB-F45-06	Parapet Detail
JVB-F45-10	Internal Corner Detail
JVB-F45-12	External Corner Box Detail
JVB-F45-20	Scarf Detail
JVB-F45-21	Pipe Penetration Detail
JVB-F45-25	Meterbox Head Detail
JVB-F45-26	Meterbox Jamb Detail
JVB-F45-27	Meterbox Sill Detail
JVB-F45-30	Window Head Detail
JVB-F45-31	Window Jamb Detail
JVB-F45-32	Window Sill Detail

20mm Cavity Batten Setout fixed Horizontally

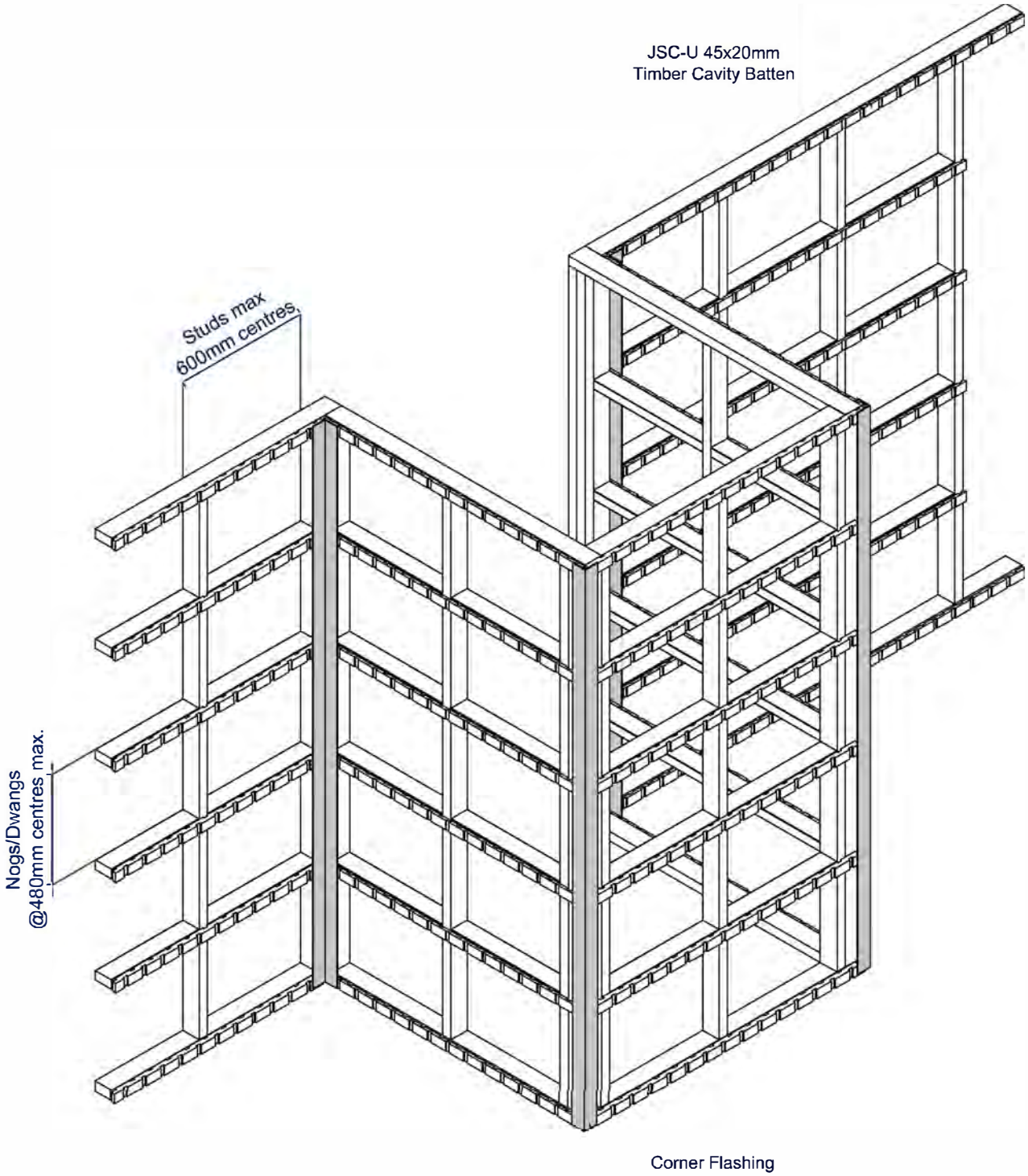

Note: This setout guide is for fixing JSC-U 45x20 mm Cavity Battens for Vertical weatherboard cladding

Plan View

CodeMark
CMNZ30083

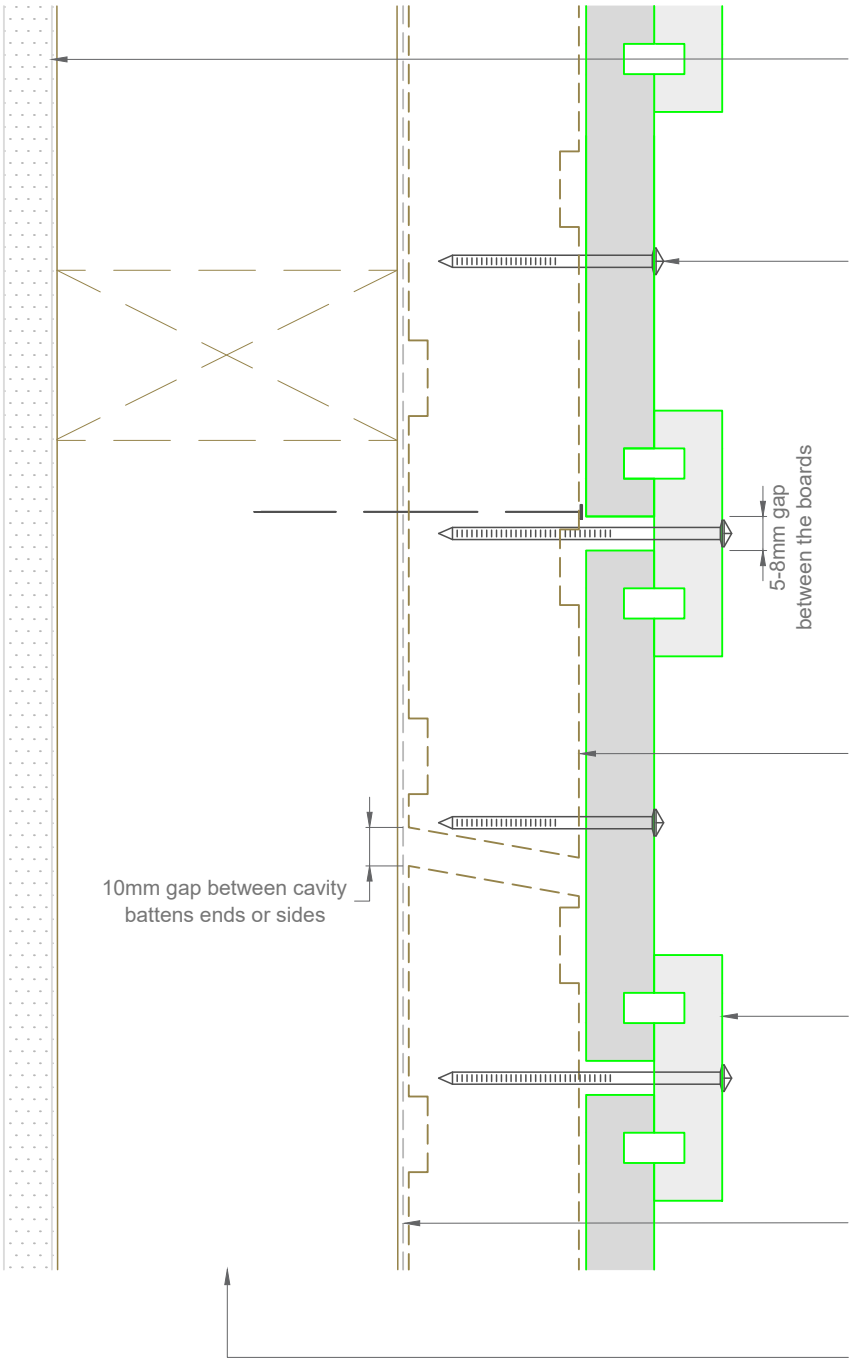

Interior lining or use rigid wall underlay for unlined walls such as gable ends.See NZBC/E2 paragraph 9.1.3

Single fix at each nog with annular grooved stainless steel or silicon bronze nails as per NZBC/E2 Table C.3.1.1

- Pre-drilled 1mm diameter smaller than nail gauge
- Nailed with a 2º upward slope
- 35mm min penetration into battens
- Nailed at the center of the board or batten at max 480 centers

JSC-H H3.2 45x45mm treated timber castellated cavity batten

- 10mm gap between battens
- Always slope away from wall
- See JSC structural cavity batten fixing guide

JSC board and batten weatherboard

- coated with approved suitable coating to all 4 sides and ends
- 40-50mm stainless steel clout to hold in place the cavity battens prior to board installation

Flexible or rigid wall underlay to comply with NZBC/E2 Table C.2.1.1 installed to manufacturers specifications

Framing to NZS 3604 or "fit for purpose"

Note: *To be read in conjunction with complete JSC installation instructions* • *Details may be subject to change without notification*

Sectional Detail	**JVB-F45-SEC01**	**Scale:** 1:2 **Date:** 11/02/2026

Email: TechHelp@jsctimber.co.nz
Web: www.jsctimber.co.nz

Auckland
20 Sawmill Road
Riverhead
☎ 09 412 2800

Christchurch
23 William Lewis Drive
Sockburn
☎ 03 348 9726

JSC PREMIUM ARCHITECTURAL & BUILDING SOLUTIONS

Cross Section View

CodeMark
CMNZ30083

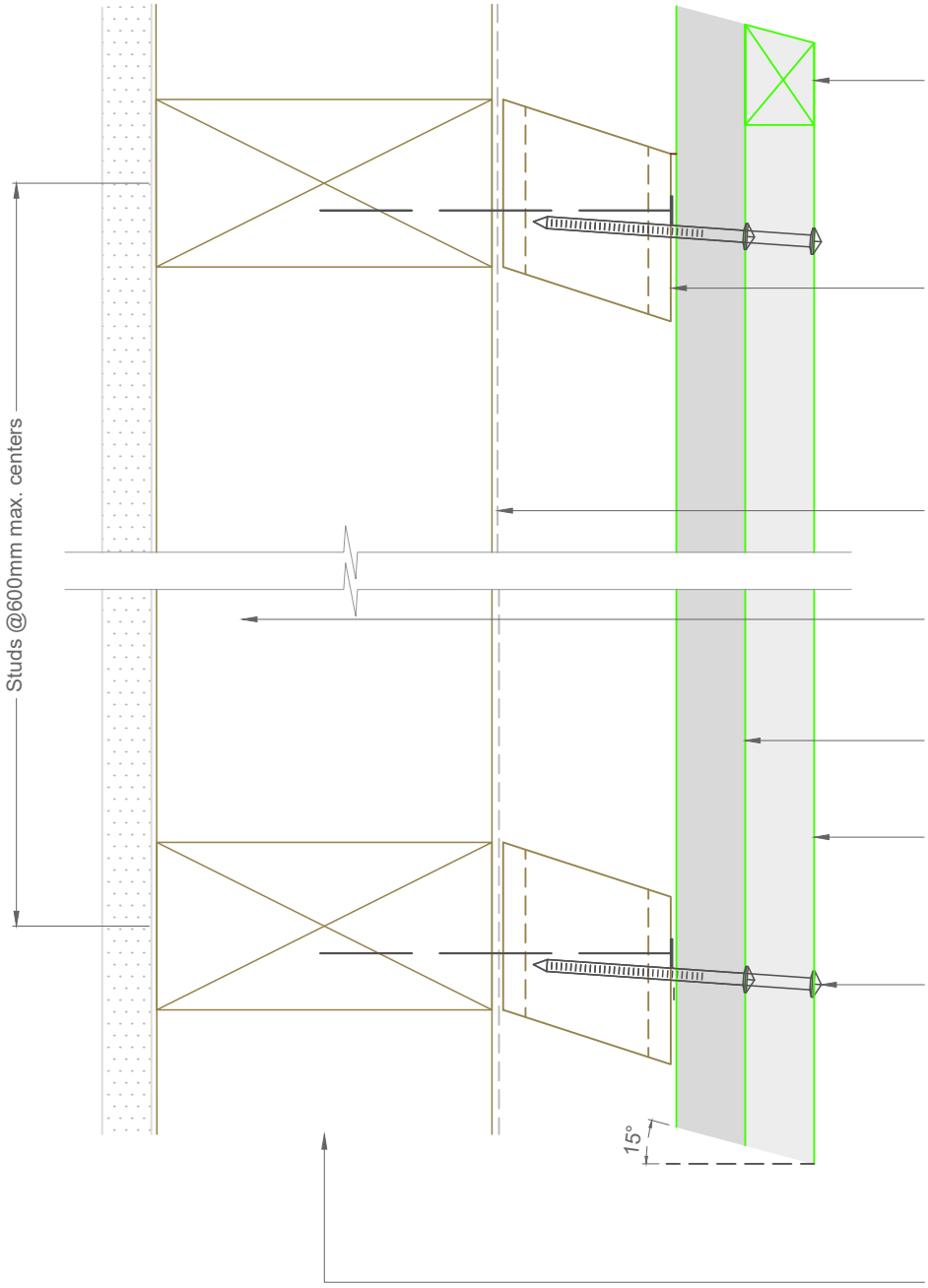

Batten used horizontally as a filler or packer with a 15° bevel on the top edge sloping away from wall

JSC-H H3.2 45x45mm treated timber castellated cavity batten

- Keep 10mm gap between the cavity battens except at bottom plate
- Cut ends of vertical battens to slope away from wall (10-15°)
- See JSC structural battens fixing guide

Wall underlay to comply with NZBC/E2 Table C.2.1.1 installed to manufacturers specifications

Interior lining or use rigid wall underlay for unlined walls such as gable ends.
See NZBC/E2 Paragraph 9.1.2

J120 or J121 coated with approved coating on all 4 sides

J123 or J124 coated with approved coating on all 4 sides

Single fix at each nog with annular grooved stainless steel or silicon bronze nails as per NZBC/E2 Table C.3.1.1

- Pre-drilled 1mm diameter smaller than nail gauge
- Nailed with a 2º upward slope
- 30mm min penetration into framing
- Nailed at the center of the board or batten at max 480mm centers

Framing to NZS 3604 or "fit for purpose"

Note: *To be read in conjunction with complete JSC installation instructions* • *Details may be subject to change without notification*

Sectional Detail	**JVB-F45-SEC02**	**Scale:** 1:2 **Date:** 11/02/2026

Email: TechHelp@jsctimber.co.nz
Web: www.jsctimber.co.nz

Auckland
20 Sawmill Road
Riverhead
☎ 09 412 2800

Christchurch
23 William Lewis Drive
Sockburn
☎ 03 348 9726

JSC PREMIUM ARCHITECTURAL & BUILDING SOLUTIONS

CodeMark
CMNZ30083

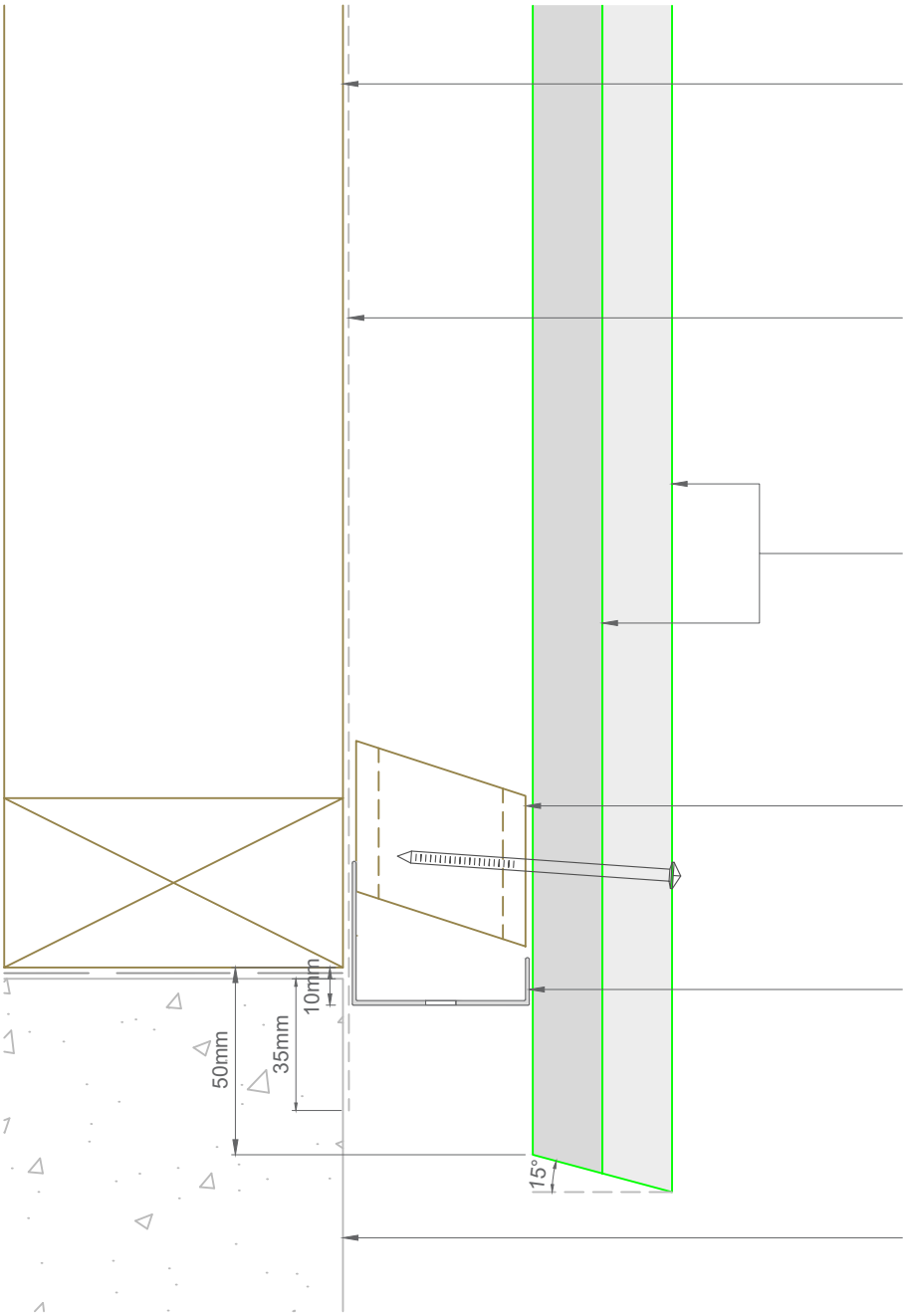

Note:- Maintain ground clearance as per NZBC/E2 paragraph 9.1.2.6 and Table 9.1.2.1

Note: *To be read in conjunction with complete JSC installation instructions* • *Details may be subject to change without notification*

Bottom Plate Detail

JVB-F45-01

Scale: 1:2
Date: 11/02/2026

Email: TechHelp@jsctimber.co.nz
Web: www.jsctimber.co.nz

Auckland
20 Sawmill Road
Riverhead
☎ 09 412 2800

Christchurch
23 William Lewis Drive
Sockburn
☎ 03 348 9726

JSC PREMIUM ARCHITECTURAL & BUILDING SOLUTIONS

CodeMark
CMNZ30083

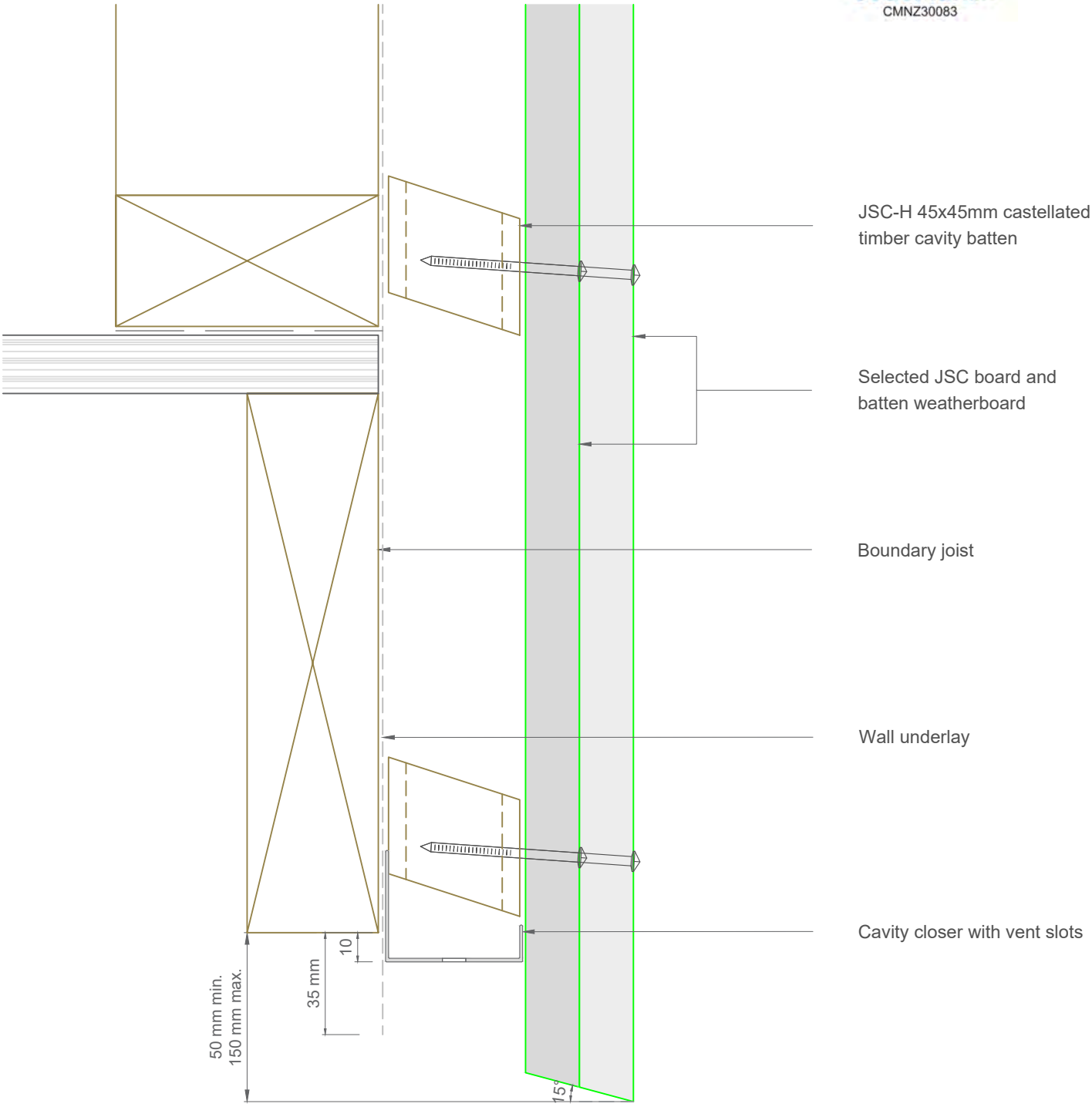

Note:- Maintain ground clearance as per NZBC/E2 paragraph 9.1.2.6 and Table 9.1.2.1

Note: *To be read in conjunction with complete JSC installation instructions* • *Details may be subject to change without notification*

Bottom Plate on Timber Detail

JVB-F45-01A

Scale: 1:2
Date: 11/02/2026

Email: TechHelp@jsctimber.co.nz
Web: www.jsctimber.co.nz

Auckland
20 Sawmill Road
Riverhead
☎ 09 412 2800

Christchurch
72 Hammersmith Drive
Wigram
☎ 03 348 9726

JSC PREMIUM ARCHITECTURAL & BUILDING SOLUTIONS

CodeMark
CMNZ30083

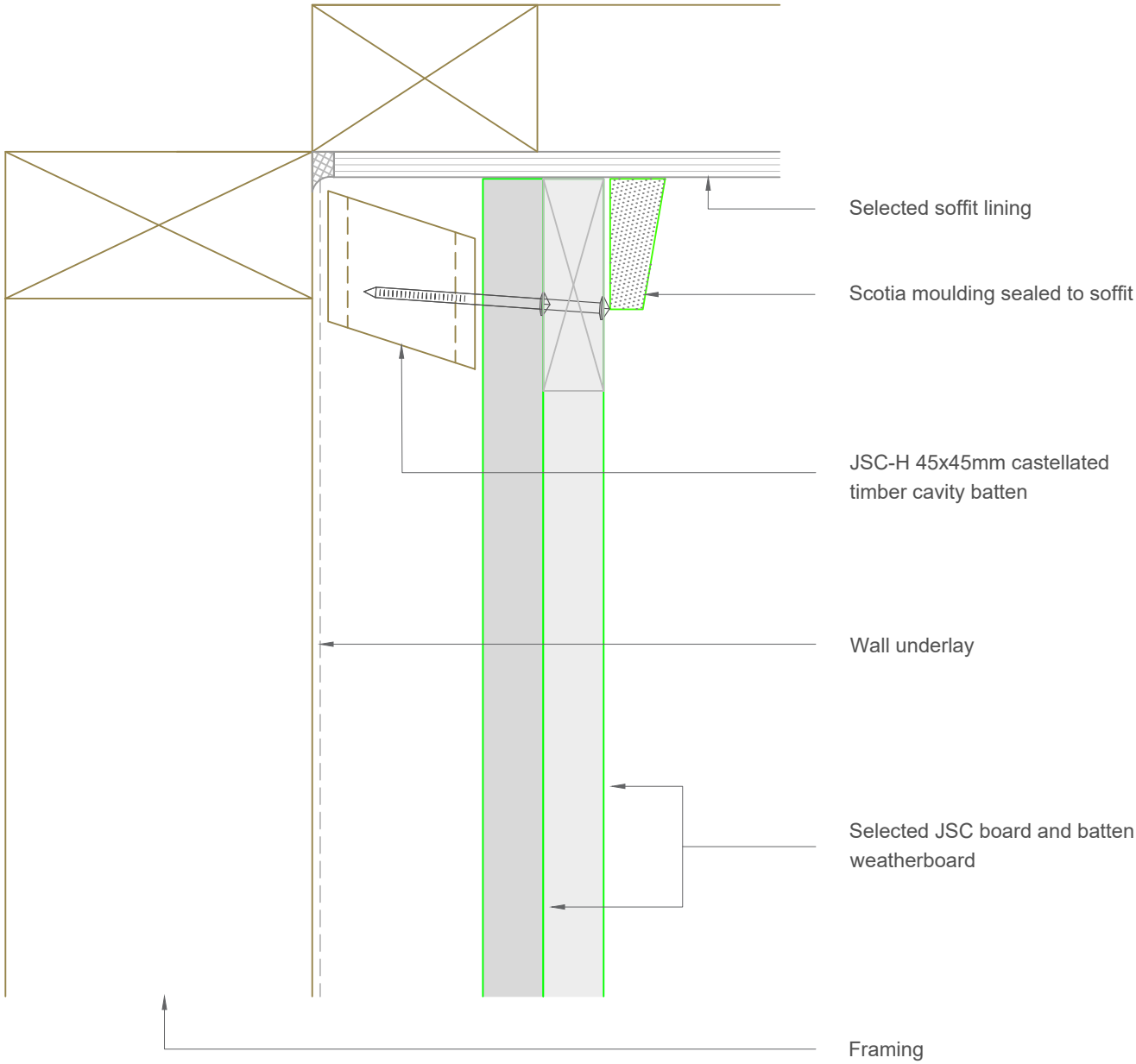

Note: *To be read in conjunction with complete JSC installation instructions • Details may be subject to change without notification*

Top Plate Soffit Detail

JVB-F45-02

Scale: 1:2
Date: 11/02/2026

Email: TechHelp@jsctimber.co.nz
Web: www.jsctimber.co.nz

Auckland
20 Sawmill Road
Riverhead
☎ 09 412 2800

Christchurch
72 Hammersmith Drive
Wigram
☎ 03 348 9726

JSC PREMIUM ARCHITECTURAL & BUILDING SOLUTIONS

CodeMark
CMNZ30083

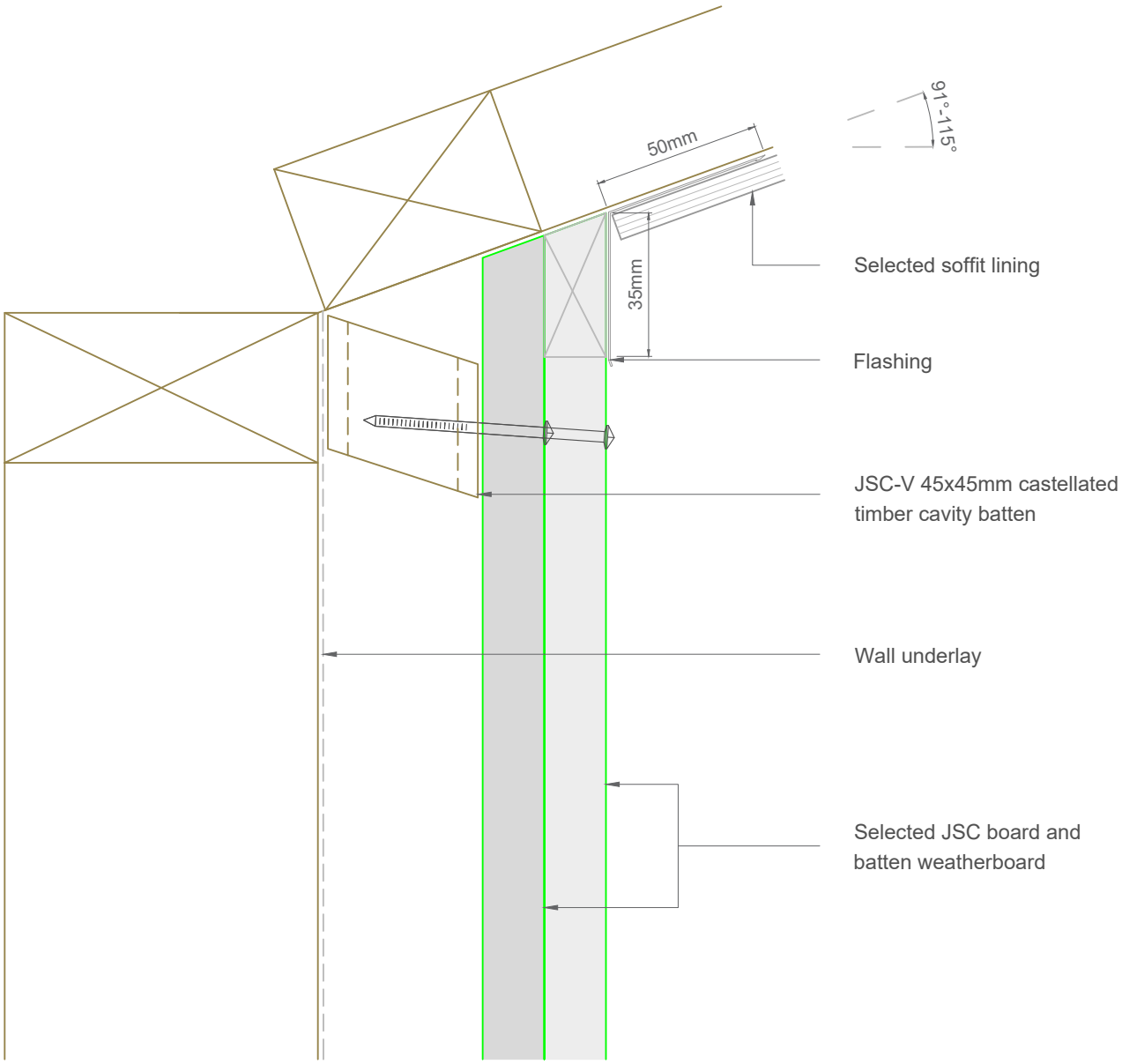

Note: *To be read in conjunction with complete JSC installation instructions • Details may be subject to change without notification*

Raking Soffit Detail

JVB-F45-03

Scale: 1:2
Date: 11/02/2026

Email: TechHelp@jsctimber.co.nz
Web: www.jsctimber.co.nz

Auckland
20 Sawmill Road
Riverhead
☎ 09 412 2800

Christchurch
72 Hammersmith Drive
Wigram
☎ 03 348 9726

JSC PREMIUM ARCHITECTURAL & BUILDING SOLUTIONS

CodeMark
CMNZ30083

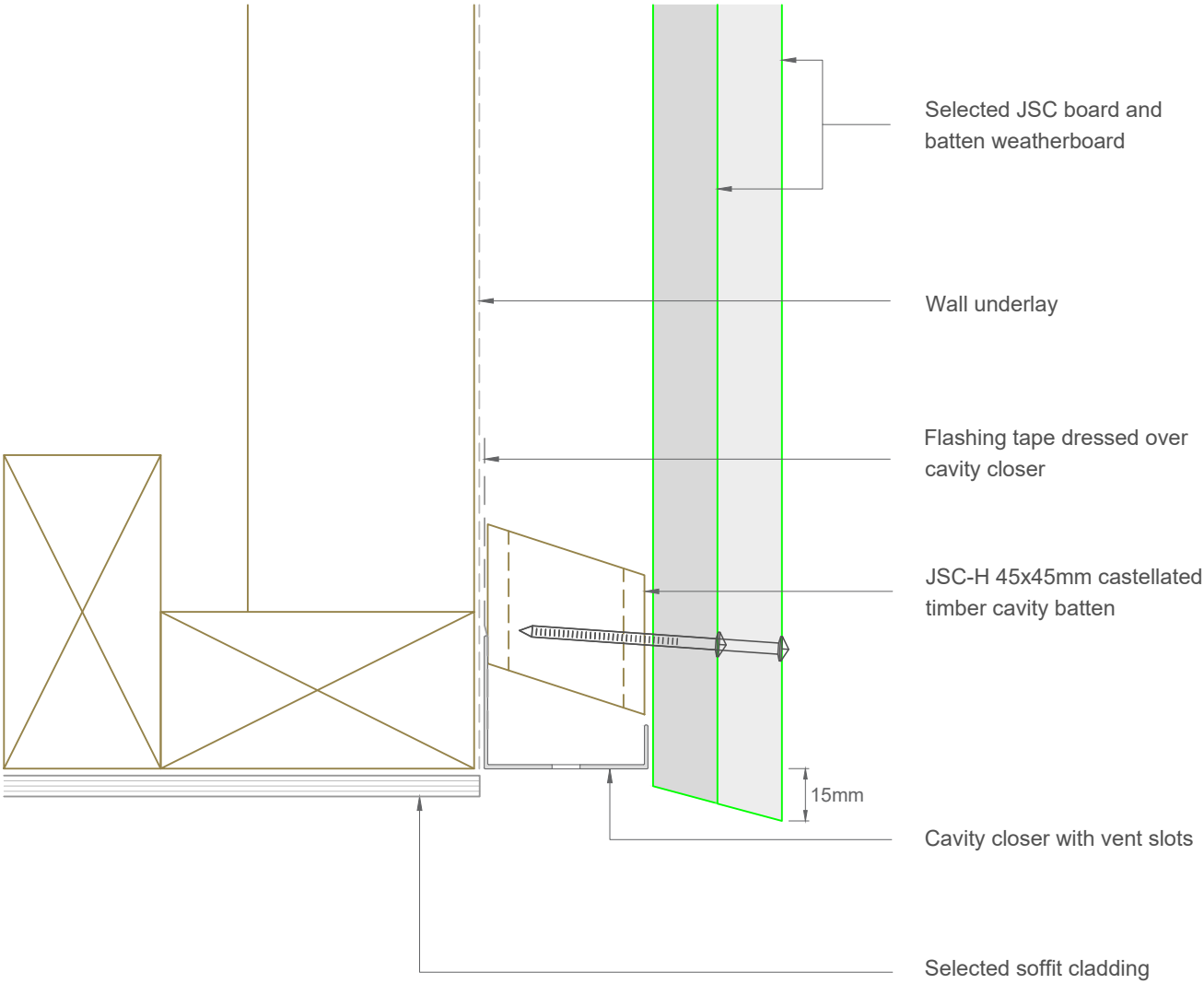

Note: *To be read in conjunction with complete JSC installation instructions* • *Details may be subject to change without notification*

Bottom Plate Soffit Detail

JVB-F45-04

Scale: 1:2
Date: 11/02/2026

Email: TechHelp@jsctimber.co.nz
Web: www.jsctimber.co.nz

Auckland
20 Sawmill Road
Riverhead
☎ 09 412 2800

Christchurch
72 Hammersmith Drive
Wigram
☎ 03 348 9726

JSC PREMIUM ARCHITECTURAL & BUILDING SOLUTIONS

CodeMark
CMNZ30083

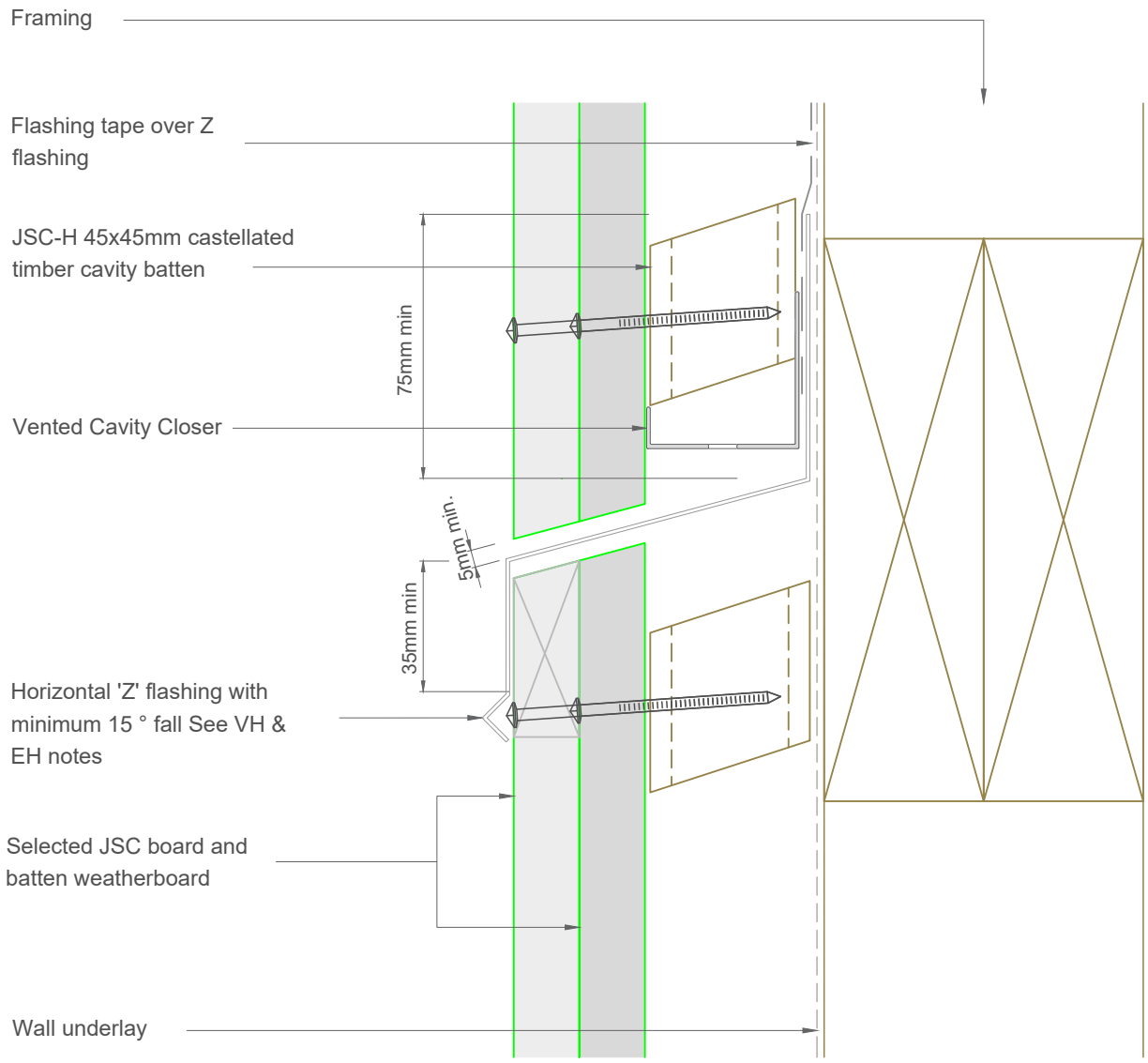

Note: *To be read in conjunction with complete JSC installation instructions* • *Details may be subject to change without notification*

Inter Storey Junction Detail

JVB-F45-05

Scale: 1:2
Date: 11/02/2026

Email: TechHelp@jsctimber.co.nz
Web: www.jsctimber.co.nz

Auckland
20 Sawmill Road
Riverhead
☎ 09 412 2800

Christchurch
72 Hammersmith Drive
Wigram
☎ 03 348 9726

JSC PREMIUM ARCHITECTURAL & BUILDING SOLUTIONS

CodeMark
CMNZ30083

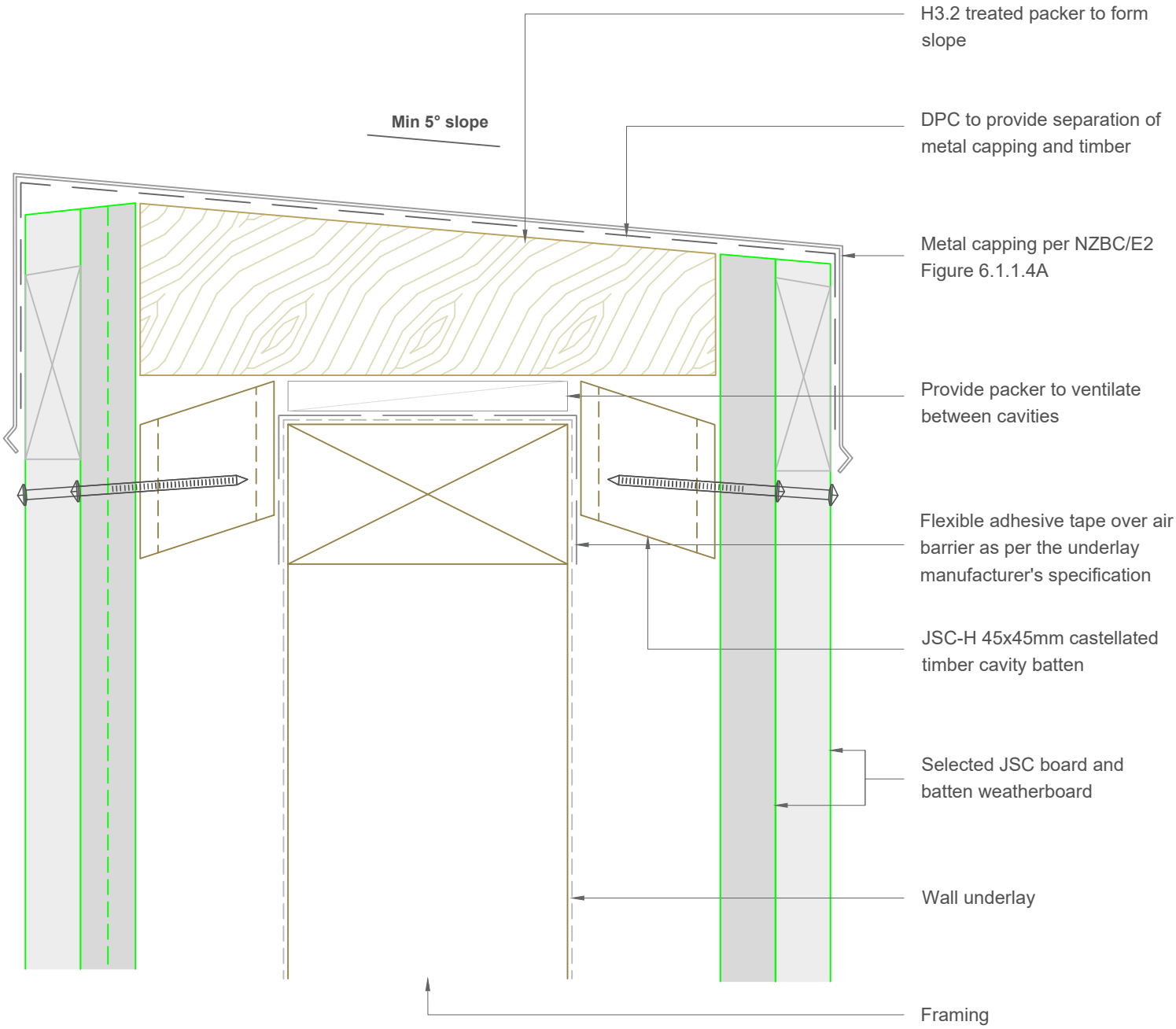

Note:- Parapet Design & installation should comply to NZBC/E2 Part 6

Note: *To be read in conjunction with complete JSC installation instructions* • *Details may be subject to change without notification*

Parapet Detail

JVB-F45-06

Scale: 1:2
Date: 11/02/2026

Email: TechHelp@jsctimber.co.nz
Web: www.jsctimber.co.nz

Auckland
20 Sawmill Road
Riverhead
☎ 09 412 2800

Christchurch
72 Hammersmith Drive
Wigram
☎ 03 348 9726

JSC PREMIUM ARCHITECTURAL & BUILDING SOLUTIONS

CodeMark
CMNZ30083

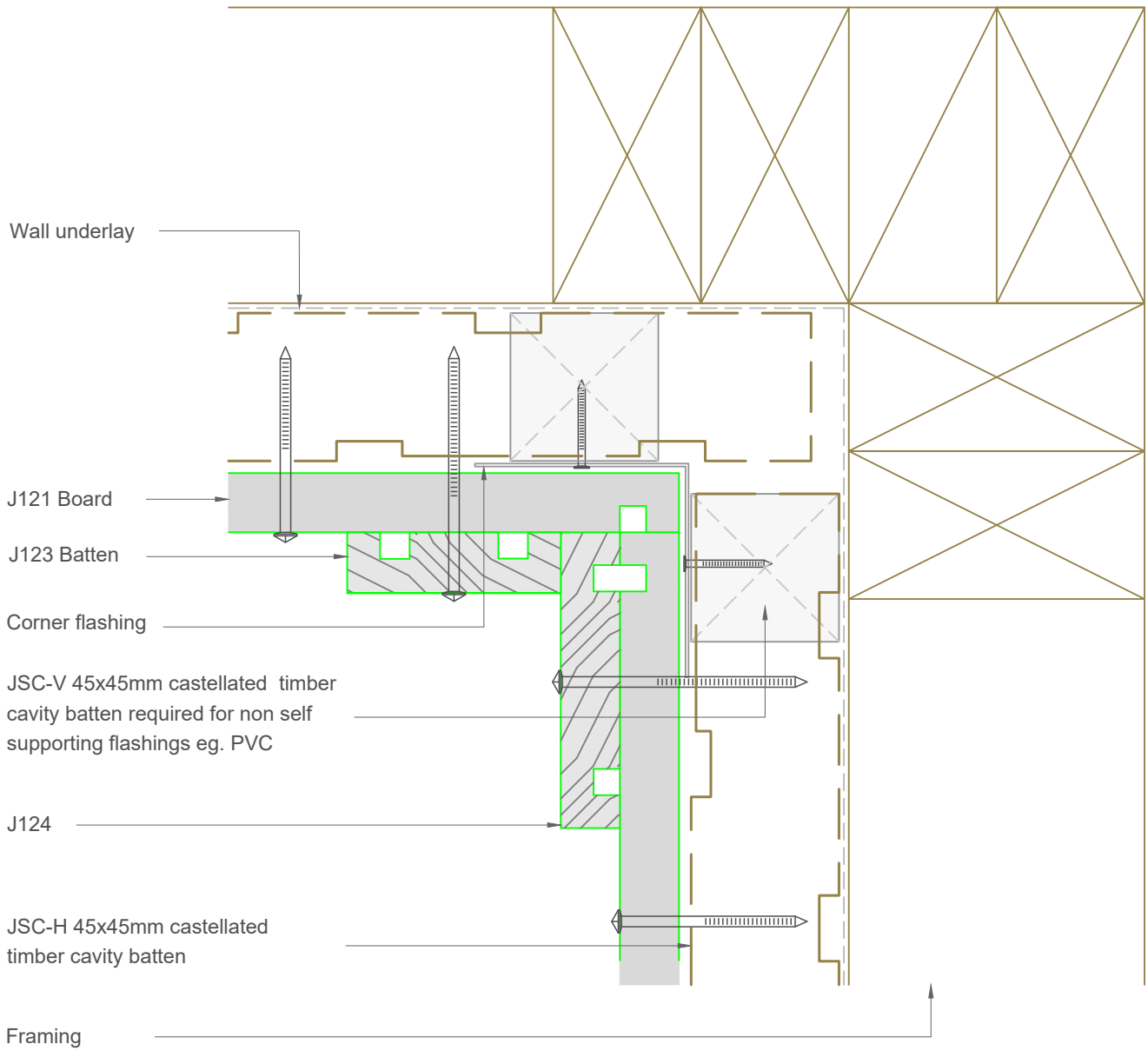

Note: *To be read in conjunction with complete JSC installation instructions* • *Details may be subject to change without notification*

Internal Corner Detail

JVB-F45-10

Scale: 1:2
Date: 11/02/2026

Email: TechHelp@jsctimber.co.nz
Web: www.jsctimber.co.nz

Auckland
20 Sawmill Road
Riverhead
☎ 09 412 2800

Christchurch
72 Hammersmith Drive
Wigram
☎ 03 348 9726

JSC PREMIUM ARCHITECTURAL & BUILDING SOLUTIONS

CodeMark
CMNZ30083

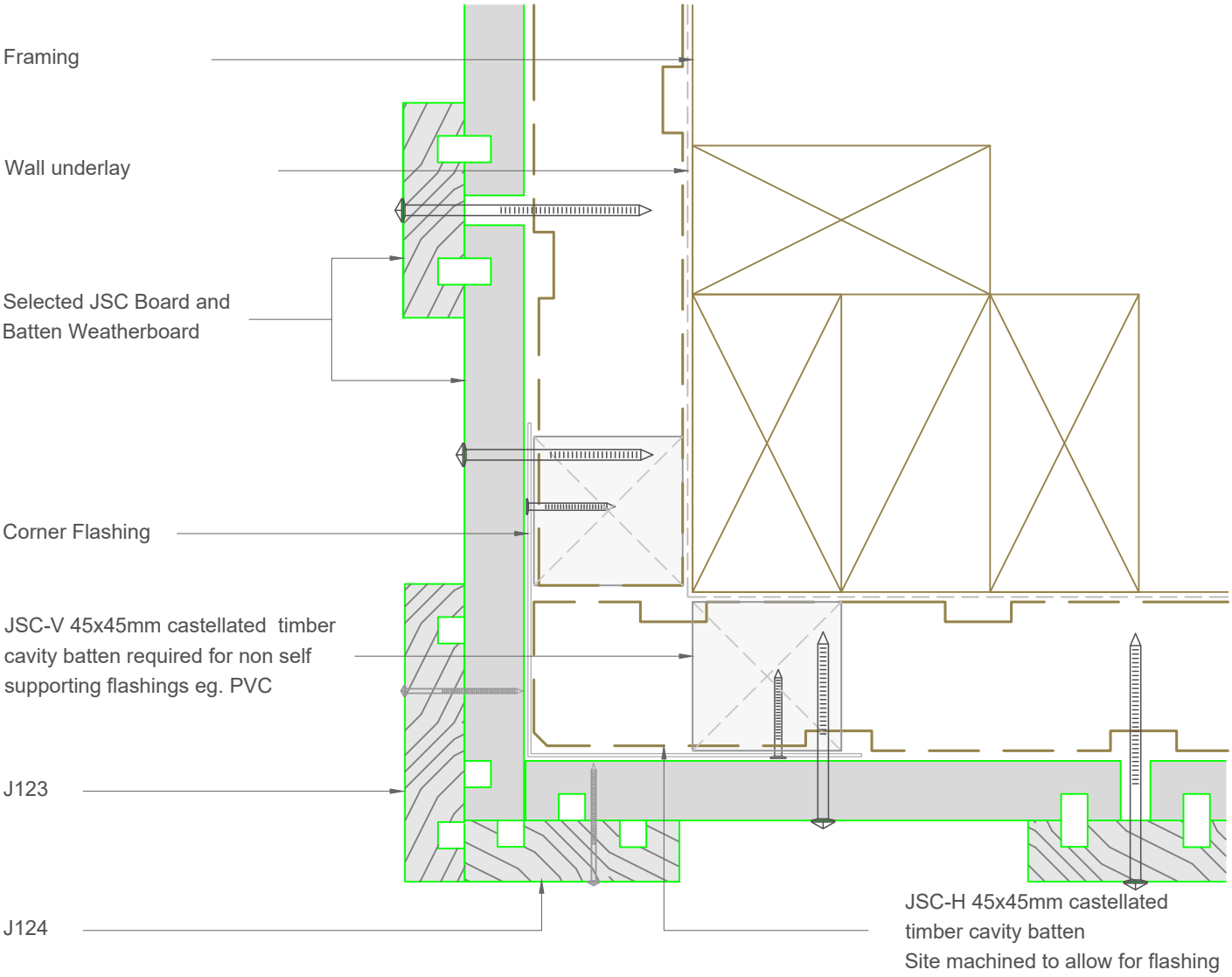

Note: *To be read in conjunction with complete JSC installation instructions* • *Details may be subject to change without notification*

External Corner Detail

JVB-F45-12

Scale: 1:2
Date: 11/02/2026

Email: TechHelp@jsctimber.co.nz
Web: www.jsctimber.co.nz

Auckland
20 Sawmill Road
Riverhead
☎ 09 412 2800

Christchurch
72 Hammersmith Drive
Wigram
☎ 03 348 9726

JSC PREMIUM ARCHITECTURAL & BUILDING SOLUTIONS

CodeMark
CMNZ30083

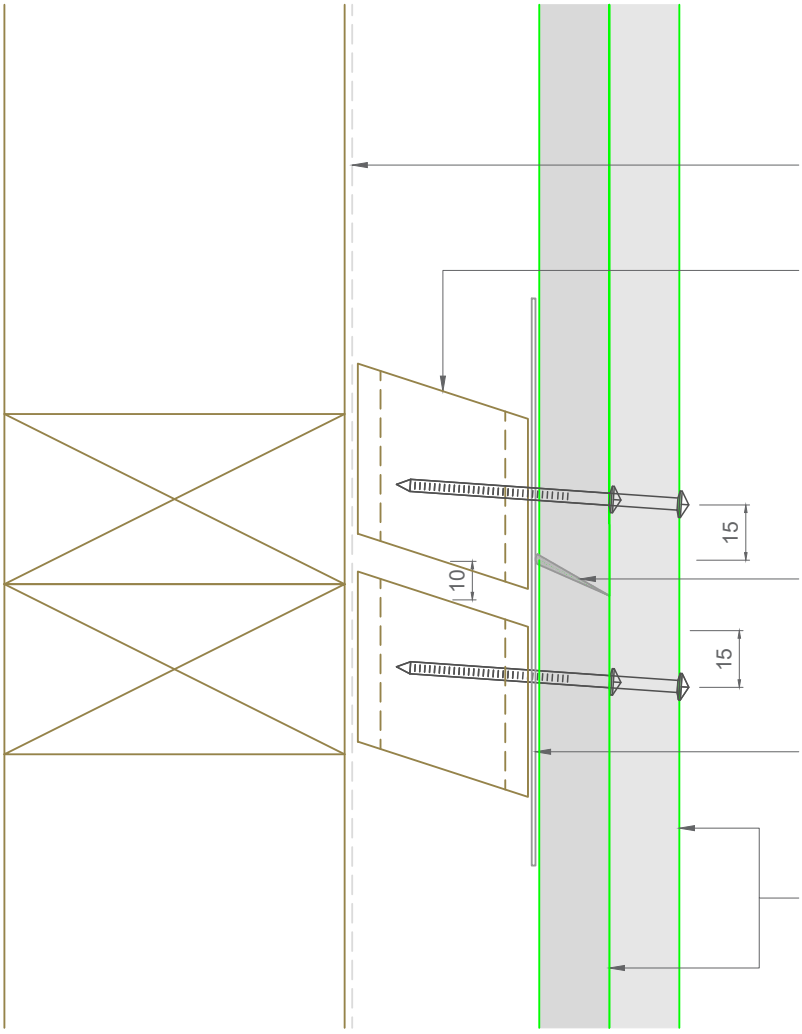

Wall underlay

JSC-H 45x45 castellated timber cavity batten

30° Splay Cut
continuous bead of sealant against backing

100mm Polypropylene or PVC rear flashing with minimum 50mm lap

Selected JSC board and batten weatherboard

Note: *To be read in conjunction with complete JSC installation instructions* • *Details may be subject to change without notification*

Scarf Joint Detail

JVB-F45-20

Scale: 1:2
Date: 11/02/2026

Email: TechHelp@jsctimber.co.nz
Web: www.jsctimber.co.nz

Auckland
20 Sawmill Road
Riverhead
☎ 09 412 2800

Christchurch
72 Hammersmith Drive
Wigram
☎ 03 348 9726

JSC PREMIUM ARCHITECTURAL & BUILDING SOLUTIONS

CodeMark
CMNZ30083

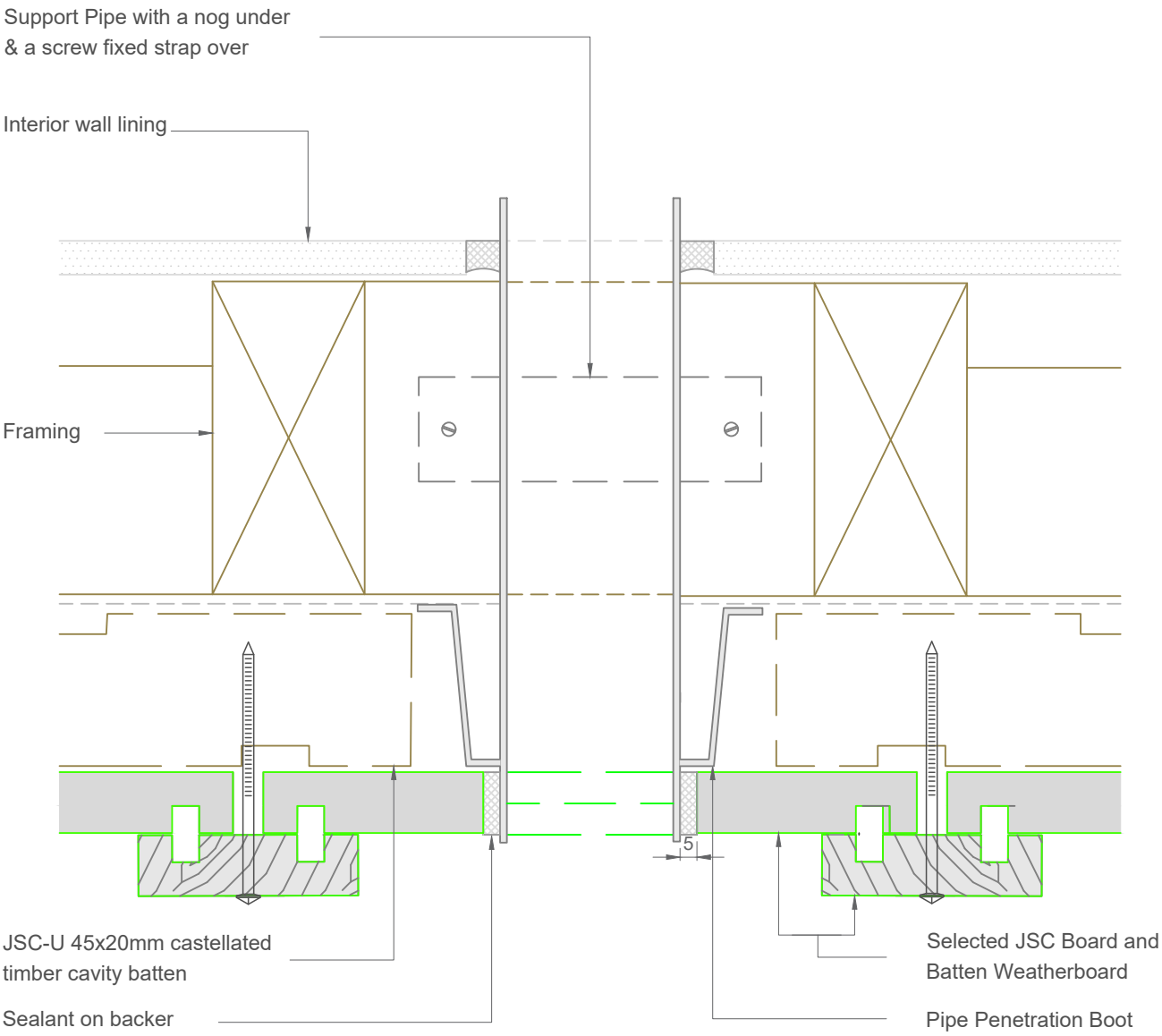

Note: *To be read in conjunction with complete JSC installation instructions* • *Details may be subject to change without notification*

Pipe Penetration Detail

JVB-F45-21

Scale: 1:2
Date: 11/02/2026

Email: TechHelp@jsctimber.co.nz
Web: www.jsctimber.co.nz

Auckland
20 Sawmill Road
Riverhead
☎ 09 412 2800

Christchurch
72 Hammersmith Drive
Wigram
☎ 03 348 9726

JSC PREMIUM ARCHITECTURAL & BUILDING SOLUTIONS

CodeMark
CMNZ30083

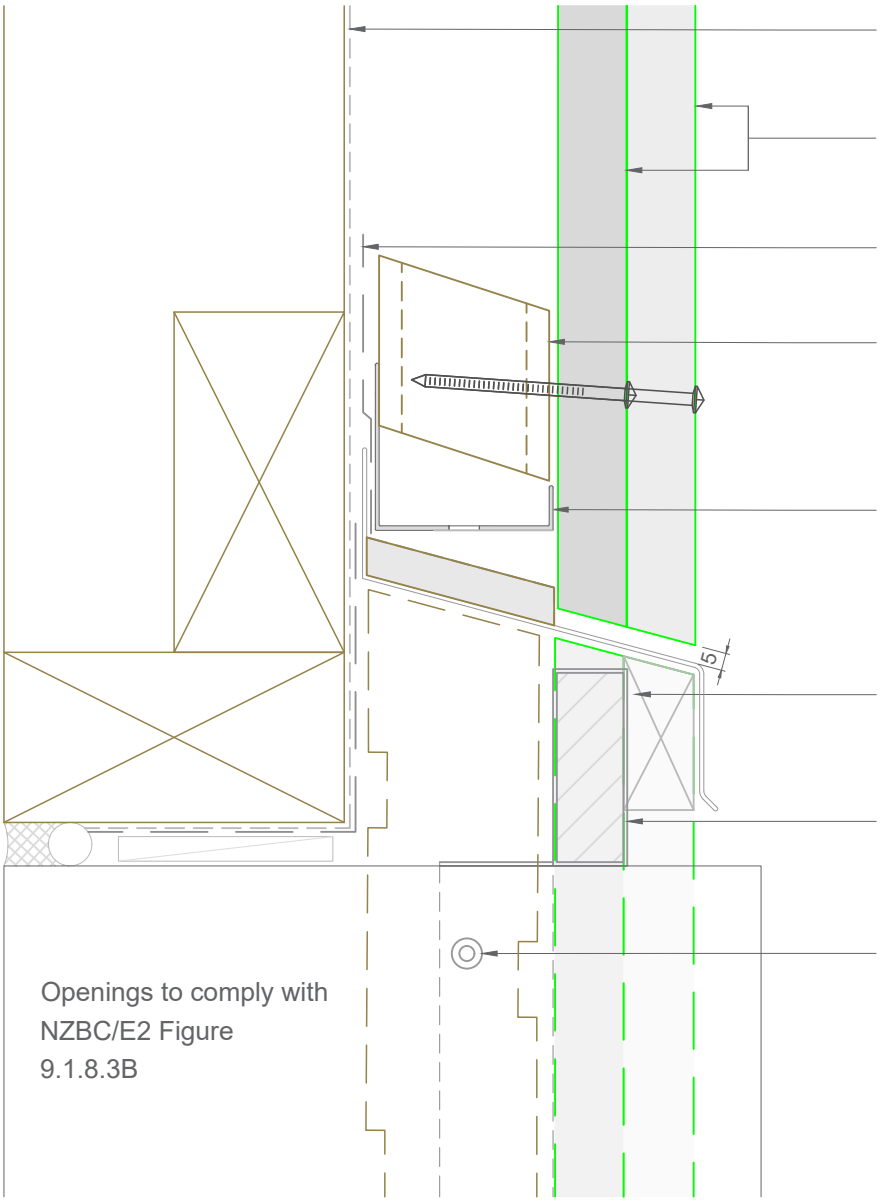

Wall underlay

Selected JSC board and batten weatherboard

Flashing tape over head flashing

JSC-H 45x45mm castellated timber cavity batten

Vented cavity closer slots positioned to give 15mm drip edge to cladding

Head flashing with 15° fall and stop ends. Seal to meterbox head flange

Meterbox head flange. Fill or fold ends to seal to jamb flange

Meterbox body with flanges riveted and sealed around perimeter

Note: *To be read in conjunction with complete JSC installation instructions • Details may be subject to change without notification*

Meterbox Head Detail

JVB-F45-25

Scale: 1:2
Date: 11/02/2026

Email: TechHelp@jsctimber.co.nz
Web: www.jsctimber.co.nz

Auckland
20 Sawmill Road
Riverhead
☎ 09 412 2800

Christchurch
72 Hammersmith Drive
Wigram
☎ 03 348 9726

JSC PREMIUM ARCHITECTURAL & BUILDING SOLUTIONS

CodeMark
CMNZ30083

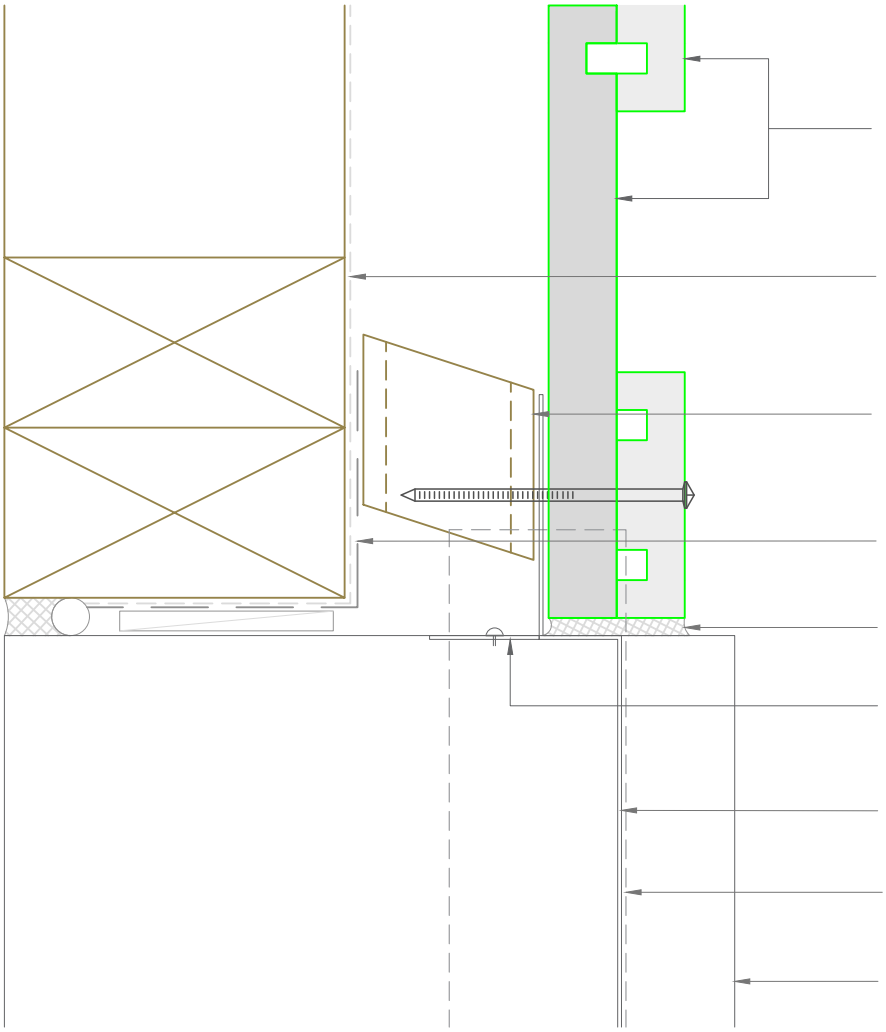

Note: *To be read in conjunction with complete JSC installation instructions* • *Details may be subject to change without notification*

Meterbox Jamb Detail

JVB-F45-26

Scale: 1:2
Date: 11/02/2026

Email: TechHelp@jsctimber.co.nz
Web: www.jsctimber.co.nz

Auckland
20 Sawmill Road
Riverhead
☎ 09 412 2800

Christchurch
72 Hammersmith Drive
Wigram
☎ 03 348 9726

JSC PREMIUM ARCHITECTURAL & BUILDING SOLUTIONS

CodeMark
CMNZ30083

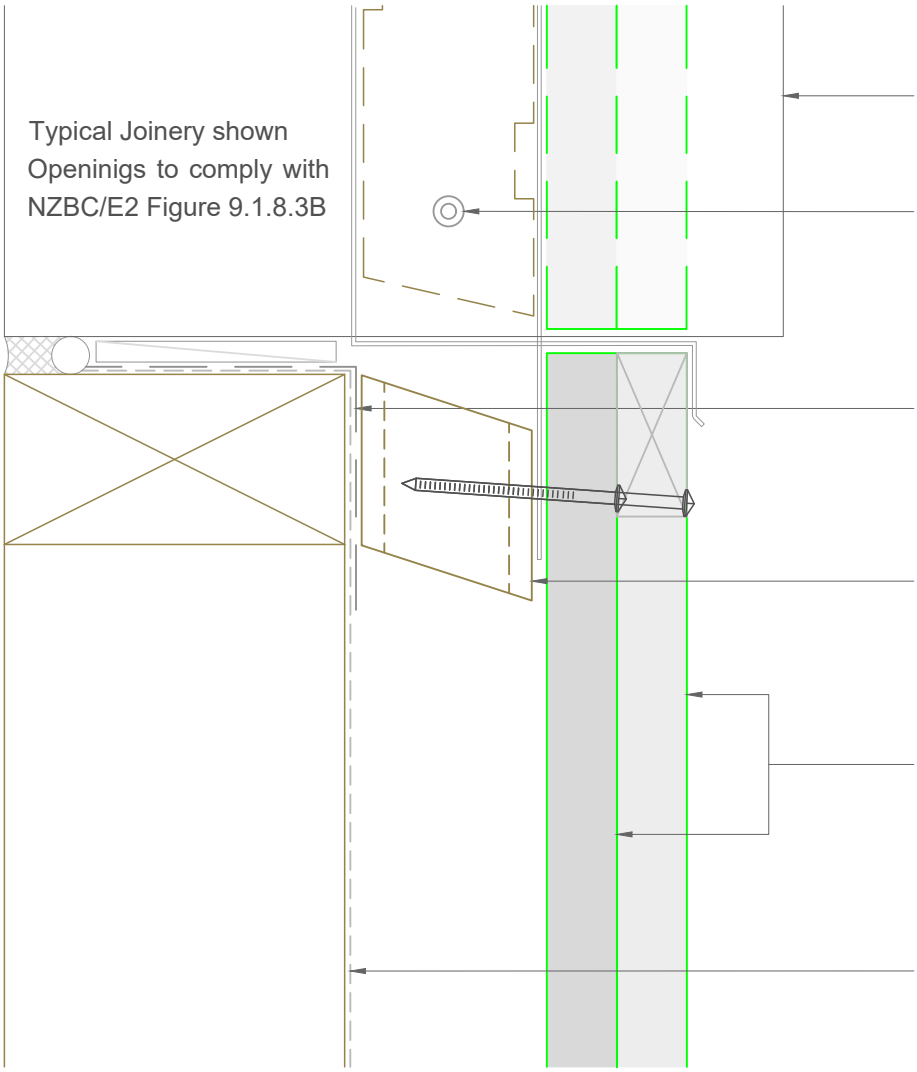

Note: *To be read in conjunction with complete JSC installation instructions* • *Details may be subject to change without notification*

Meterbox Sill Detail

JVB-F45-27

Scale: 1:2
Date: 11/02/2026

Email: TechHelp@jsctimber.co.nz
Web: www.jsctimber.co.nz

Auckland
20 Sawmill Road
Riverhead
☎ 09 412 2800

Christchurch
72 Hammersmith Drive
Wigram
☎ 03 348 9726

JSC PREMIUM ARCHITECTURAL & BUILDING SOLUTIONS

CodeMark
CMNZ30083

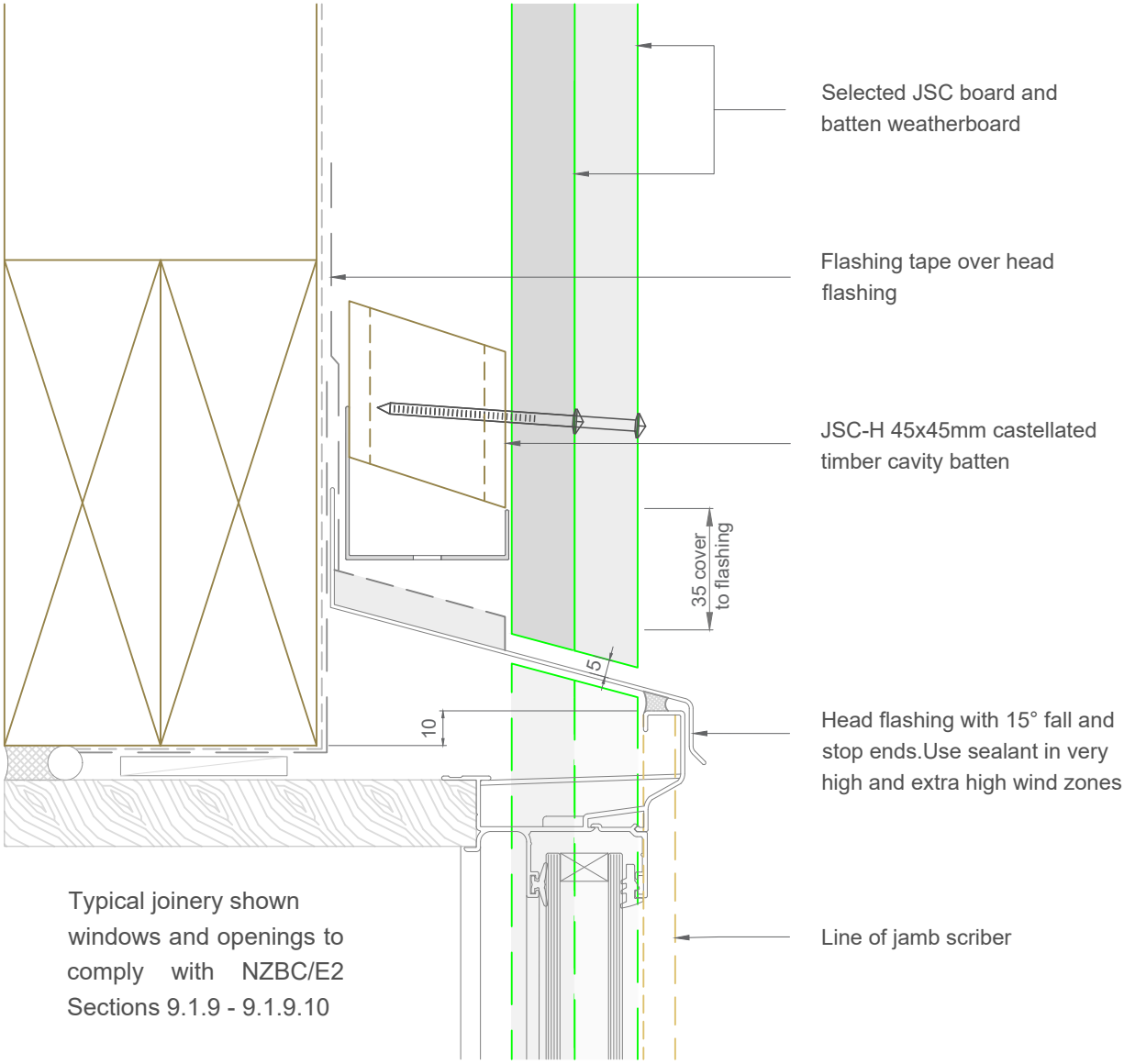

Typical joinery shown windows and openings to comply with NZBC/E2 Sections 9.1.9 - 9.1.9.10

Note: *To be read in conjunction with complete JSC installation instructions* • *Details may be subject to change without notification*

Window Head Detail

JVB-F45-30

Scale: 1:2
Date: 11/02/2026

Email: TechHelp@jsctimber.co.nz
Web: www.jsctimber.co.nz

Auckland
20 Sawmill Road
Riverhead
☎ 09 412 2800

Christchurch
72 Hammersmith Drive
Wigram
☎ 03 348 9726

JSC PREMIUM ARCHITECTURAL & BUILDING SOLUTIONS

CodeMark
CMNZ30083

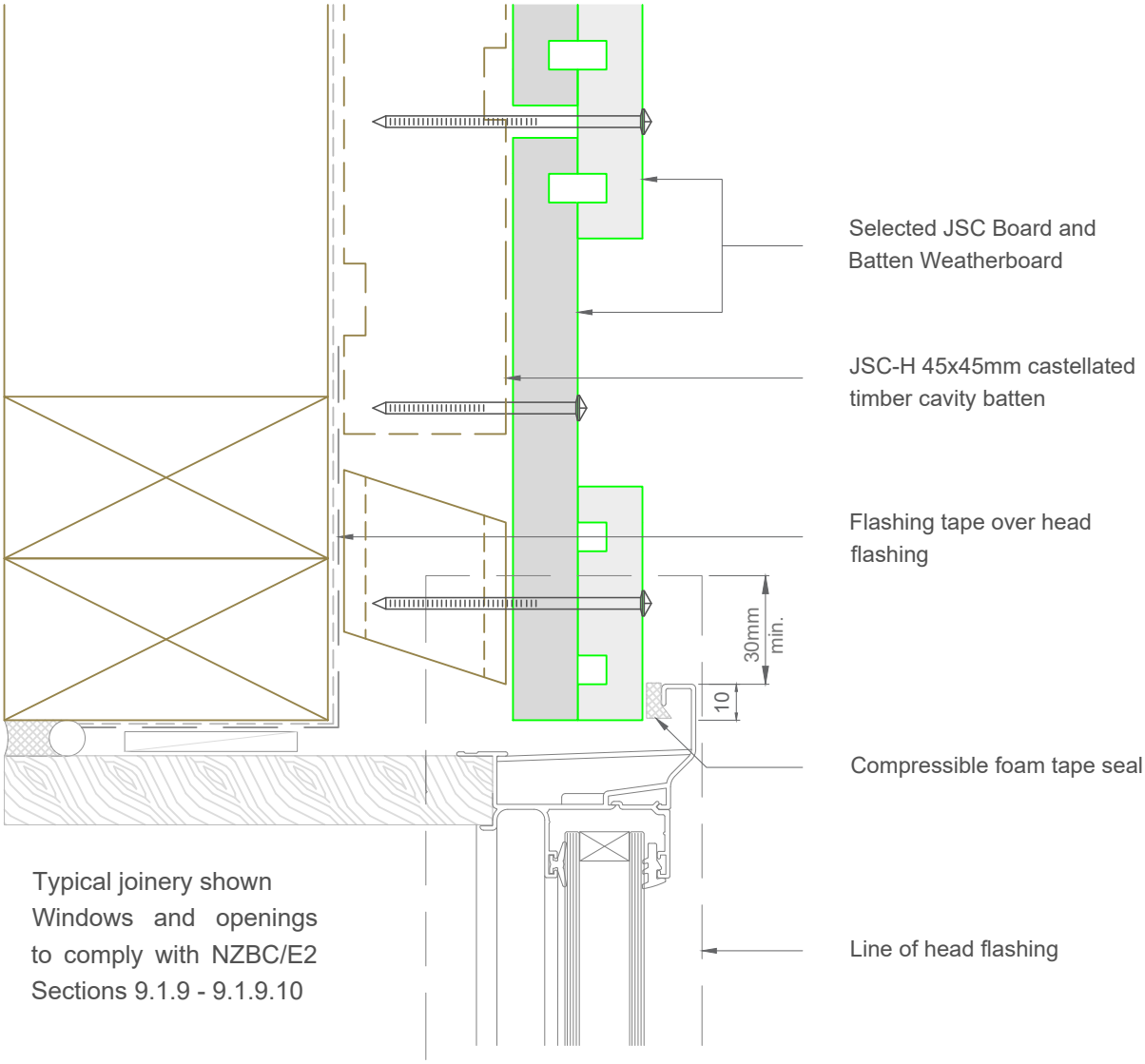

Note: *To be read in conjunction with complete JSC installation instructions • Details may be subject to change without notification*

Window Jamb Detail

JVB-F45-31

Scale: 1:2
Date: 11/02/2026

Email: TechHelp@jsctimber.co.nz
Web: www.jsctimber.co.nz

Auckland
20 Sawmill Road
Riverhead
☎ 09 412 2800

Christchurch
72 Hammersmith Drive
Wigram
☎ 03 348 9726

JSC PREMIUM ARCHITECTURAL & BUILDING SOLUTIONS

CodeMark
CMNZ30083

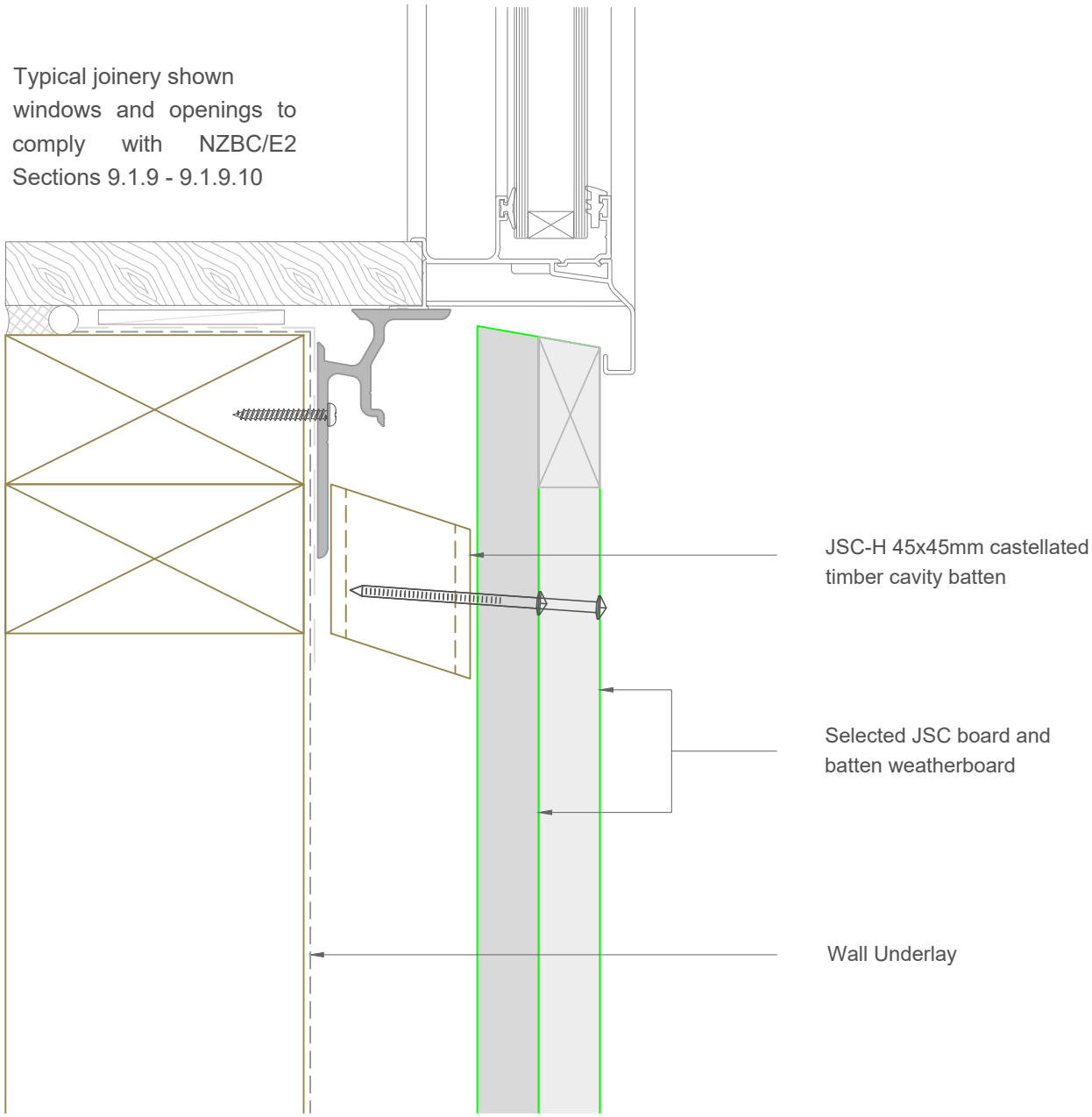

Note: *To be read in conjunction with complete JSC installation instructions* • *Details may be subject to change without notification*

Window Sill Detail

JVB-F45-33

Scale: 1:2
Date: 11/02/2026

Email: TechHelp@jsctimber.co.nz
Web: www.jsctimber.co.nz

Auckland
20 Sawmill Road
Riverhead
☎ 09 412 2800

Christchurch
72 Hammersmith Drive
Wigram
☎ 03 348 9726

JSC PREMIUM ARCHITECTURAL & BUILDING SOLUTIONS